




Northern Casket Dimension Chart

 northern casket	Exterior			Interior			Weight
	L	W	D	L	W	D	Lbs
OAK							
308, 652, 704, 705	83	30	23	78	24	17	175
23	83	30	23	78	23	17	175
800, 958, 959, 960	83	30	23	76	23	17	175
760	83	30	23	76	22	17	175
500	81	29	22	75	21	16	150
651	80	30	23	78	24	17	175
445	80	30	21	76	24	16	150
520, 650, 658, 659, 715	80	29	22	76	22	17	175
517	80	27	20	75	21	16	150
530	79	28	20	75	21	16	150
CHERRY							
868	83	30	23	78	24	17	175
23, 954	83	30	23	78	23	17	175
125	81	29	22	75	21	16	150
MAHOGANY							
939	83	30	26	78	24	18	175
955G, 979	83	30	23	78	24	18	175
TORREFIED BIRCH							
978	83	30	23	78	24	17	175
MAPLE							
701, 702, 707, 709	83	30	23	78	24	17	175
706	81	27	22	75	21	16	160
PINE							
640, 633	80	29	23	78	22	17	140
235, 405	80	29	21	78	21	17	125
POPLAR							
18, 645, 646, 647, 899	83	30	23	78	24	17	150
500M	81	29	22	75	21	16	150
526	80	31	21	76	24	17	150
228	80	30	21	77	22	15	125
446	80	29	22	76	24	17	130
618, 620, 621, 628, 632	80	29	22	76	22	17	150
718	80	29	22	76	21	16	150
515	80	29	21	76	24	17	150
227, 428, 527, 528	80	28	17	77	22	15	125
250	80	28	16	77	22	14	100
504, 517	79	27	21	75	21	16	130
505	79	28	21	75	21	16	130
ASH							
818	81	29	22	76	23	17	150
443	80	31	22	76	22	17	140
440, 444	80	30	21	76	24	16	150
610	80	29	22	76	23	17	150
30, 32, 33, 34, 303, 630, 631	80	29	22	76	22	17	140
501	80	29	22	75	21	16	150
550	80	27	20	75	21	16	150
ENVIRO-CASKETS™							
105	80	30	22	76	22	17	140
104	80	28	22	76	22	17	140
101	79	28	19	75	21	14	115
100 2	78	27	13	75	21	11	80
116	77	30	17	76	24	12	130
100, 102	77	27	13	75	21	11	80
CLOTH							
450	80	29	22	75	21	16	130
419, 70	81	29	21	77	24	16	130

Northern Casket Dimension Chart

 northern casket	Exterior			Interior			Weight
	L	W	D	L	W	D	Lbs
30	80	26	16	76	23	14	42
60	79	27	16	75	21	13	125
40	78	25	13	75	21	11	115
CHILD							
5' 500	70	29	22	62	21	15	140
5' 517	66	27	21	62	21	15	125
5' 70	65	26	20	62	22	12	100
4' 710	53	17	14	50	15	10	75
3' 710	41	15	12	38	13	9	50
2' 710	29	14	12	26	12	9	40
2SB	17	10	7	15	8	6	5
CEREMONIALS							
705, 18, 899, 707	84	30	24	75	24	16	150
23, 979, 517, 33, 610	83	30	23	75	24	16	150
33	83	29	24	78	24	16	150
Plus-Size 707	84	31	24	78	25	16	165
Chaise Bed Viewer	84	30	16	77	23	14	100
INSERTS							
Chaise Bed Viewer Inserts	78	25	5	77	23	5	25
100V, 100C	78	24	18	75	21	16	85
99V, 99C	77	23	14	76	22	13	60
STEEL CASKETS							
N201-212	84	29	24	78	23	16	150
CREMATION CONTAINERS							
10 PB	75	26	13	74	21	11	60
#5 Tray	78	25	14	77	23	14	10
PLUS SIZE							
520, 899	84	34	24	79	28	17	185
32, 33	84	32	24	79	26	18	175
444, 445	82	32	22	78	26	17	175
250	82	32	18	76	26	17	110
40	82	31	17	78	26	16	110
70	81	32	22	79	26	17	150
60	81	32	20	79	26	16	140
228	80	34	23	77	28	18	150
10 PB	82	32	16	79	26	15	80
100, 102	82	32	16	79	26	14	100
100-2	84	32	16	79	26	14	100
SUPER PLUS SIZE							
528	84	36	20	78	30	18	140
60	82	35	20	78	30	18	140
METAL SEALERS							
N75 Long	75	21	13	74	19	11	50
N72 Regular	72	21	13	71	19	11	50
N72 Shallow	72	21	11	71	19	9	50
N75 Plus-Size	75	23	13	74	21	11	50
N70 Small	70	19	11	69	17	9	50
N72 Euro (slim)	72	20	13	71	18	11	50
PASSAGES INTERNATIONAL							
Willow Carrier (Large)	75	23	8	73	21	7	20
Bamboo Coffin	80	27	16	77	26	15	50
NULOGIC PRODUCTS							
NL21, NL22, NL23	84	29	24	79	24	17	190
NL08, NL09	84	29	24	78	24	17	180
NL24, NL25	84	29	24	78	23	17	200

Northern Casket Dimension Chart

	Exterior			Interior			Weight
	L	W	D	L	W	D	Lbs
NL01, NL02	83	28	24	79	24	17	180
NL03	83	28	23	79	24	17	190
NL07	82	29	24	79	24	17	180
NL05	82	29	24	78	25	17	130
NL04	82	28	24	79	24	17	170
NL06	82	28	24	78	24	17	160